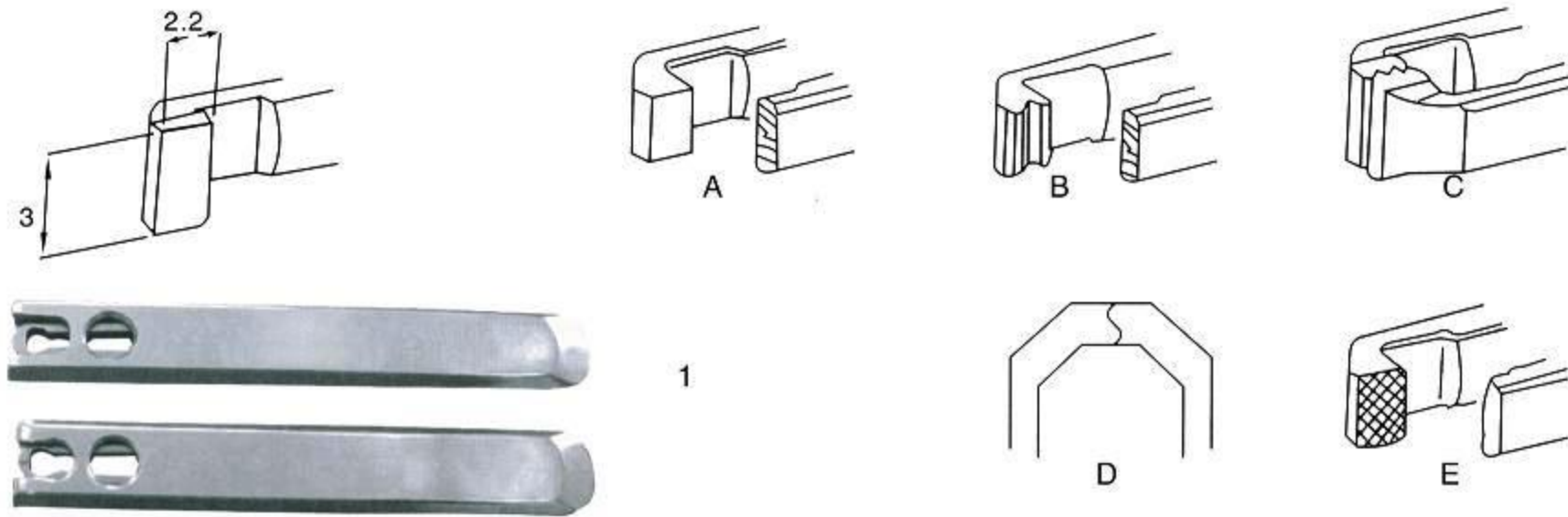


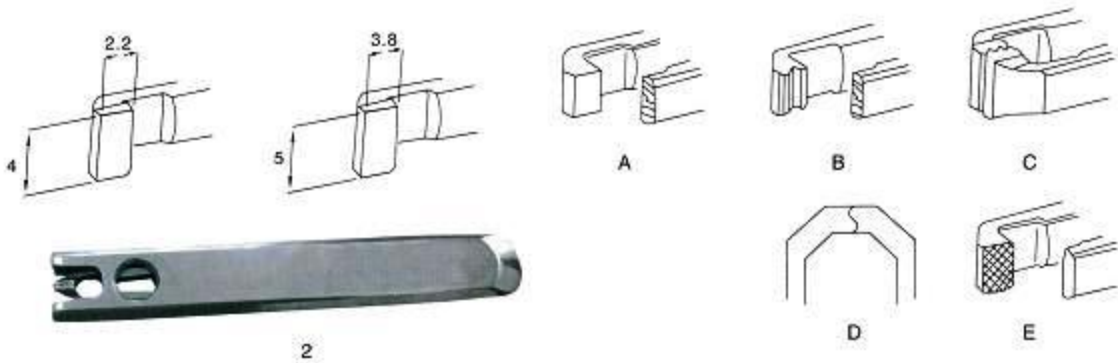
SULZER SPARE PARTS

PROJECTILE D1 complete 2.2*3



Item	Designation	Clamping surface	Clamping force	Color	Art.No.	Unit weight
1	Projectile D1	A. smooth	10N/1000GR	without, normal	911 812 211	40G
			10N/1000GR	without, light	911 812 201	36G
			19N/1900GR	orange, normal	911 812 212	40G
			19N/1900GR	orange, light	911 812 202	36G
			22N/2200GR	white, normal	911 812 213	40G
			22N/2200GR	white, light	911 812 203	36G
		B. with groove	22N/2200GR	white, normal	911 812 214	40G
			22N/2200GR	white, light	911 812 204	36G
			25N/2500GR	light blue, normal	911 812 215	40G
			25N/2500GR	light blue, light	911 812 205	36G
		C. grooved	25N/2500GR	light blue, normal	911 812 216	40G
			25N/2500GR	light blue, light	911 812 206	36G
		D.undulated	25N/2500GR	light blue, normal	911 812 217	40G
		E. diamond knurled	25N/2500GR	light blue, normal	911 812 218	40G
25N/2500GR	light blue, light		911 812 208	36G		

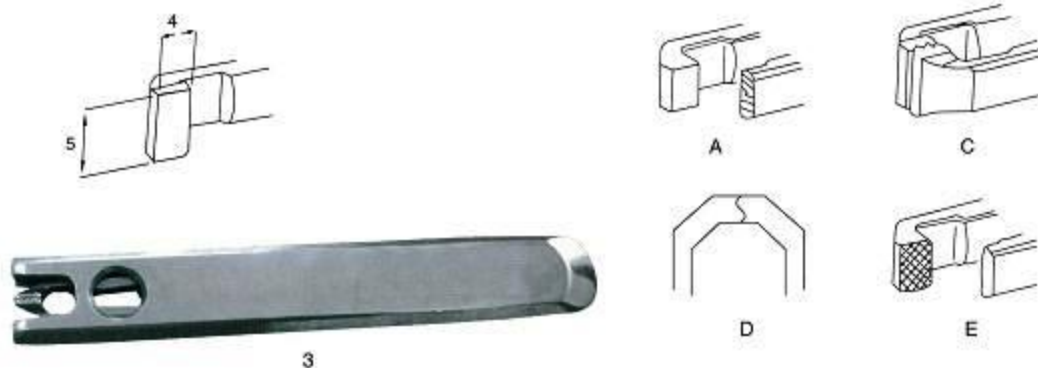
PROJECTILE D12



Item	Designation	Clamping surface	Clamping force	Color	Dime	Art.No.	Unit weight
2	Projectile D12	A. smooth	10N/1000GR	without, light	2.2*4	911 812 251 911 812 346	36G
			22N/2200GR	white, normal	2.2*4	911 812 198 911 812 345	36G
			22N/2200GR	white, normal	2.2*4	911 812 027	40G
		B. with groove	22N/2200GR	white, normal	2.2*4	911 812 051	40G
			22N/2200GR	white, light	2.2*4	911 812 199	36G
			25N/2500GR	blue, normal	2.2*4	911 812 374	40G
			25N/2500GR	blue, light	2.2*4	911 812 252	36G
			25N/2500GR	light blue, light	3.8*5	911 812 286	36G
		C. grooved	25N/2500GR	light blue, normal	2.2*4	911 812 087	40G
			30N/3000GR	brown, normal	2.2*4	911 812 156	40G
			25N/2500GR	light blue, light	2.2*4	911 812 192	36G
			25N/2500GR	light blue, light	3.8*5	911 812 289	36G
		D. undulated	25N/2500GR	light blue, light	3.8*5	911 812 291	36G
			30N/3000GR	brown, normal	3.8*5	911 812 359	36G
		E. diamond knurled	25N/2500GR	light blue, normal	2.2*4	911 812 089	40G
			25N/2500GR	light blue, light	2.2*4	911 812 194	36G
			22N/2200GR	white, light	2.2*4	911 812 253	36G
			22N/2200GR	white, light	3.8*5	911 812 287	36G
			25N/2500GR	light blue, light	3.8*5	911 812 288	36G

SULZER SPARE PARTS

PROJECTILE D2 for clamping surface dime 4*5mm



Item	Designation	Clamping surface	Clamping force	Color	Art.No.	Unit weight
3	projectile D2	A. smooth	22N/2200GR	white, normal	911 812 108	60G
		C. grooved	22N/2200GR	white, normal	911 812 105	60G
			25N/2500GR	light blue, normal	911 812 106	60G
			30N/3000GR	brown, normal	911 812 107	60G
		D. undulated	22N/2200GR	white, normal	911 812 074	60G
			25N/2500GR	light blue, normal	911 812 075	60G
			30N/3000GR	brown, normal	911 812 076	60G
		E. diamond knurled	22N/2200GR	white, normal	911 812 143	60G
			25N/2500GR	light blue, normal	911 812 145	60G

SULZER SPARE PARTS

PROJECTILE BODY



4



5-6



9-10



7



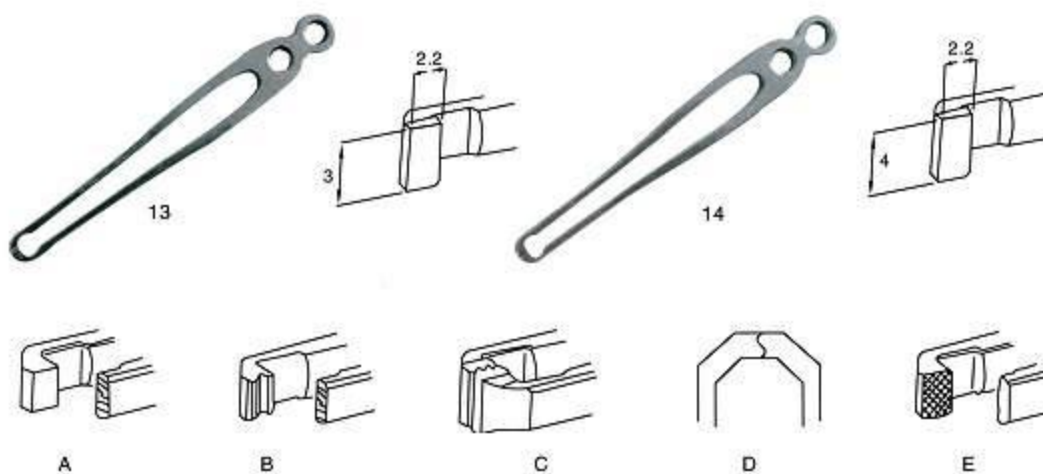
8



11-12

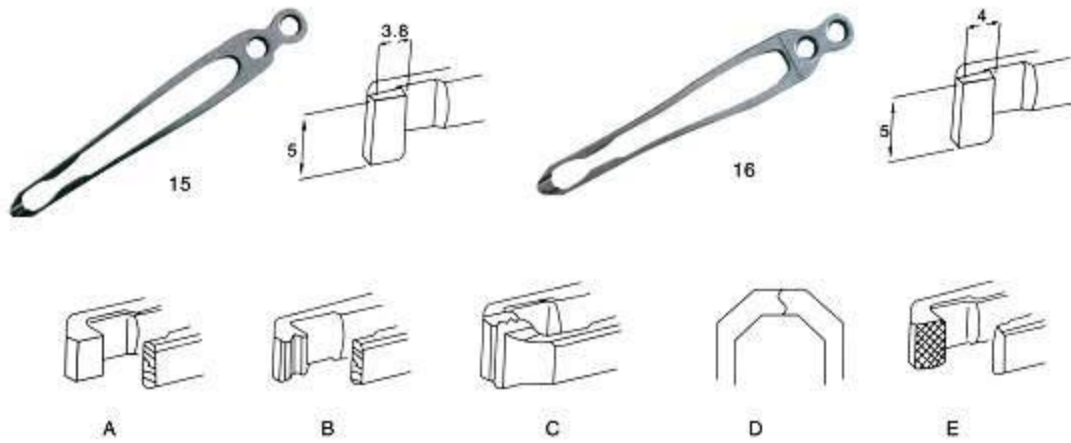
Item	Designation	Merk	Dime	Description	Art.No.	Unit weight
4	projectile body	D1	2.2*3	normal	911 712 001	31G
5	projectile body	D1/D12	2.2*3/2.2*4	light	911 712 005	27G
6	projectile body	D12	2.2*4	normal	911 712 002	31G
7	projectile body	D12	3.8*5	light	911 712 008	27G
8	projectile body	D2	4*5	normal	911 712 003	50G
9	projectile rivet	D1/D12	D4.49*7.45	full	911 312 004	0.9G
10	projectile rivet	D1/D12	D4.49*7.45	hollow	911 112 117	0.5G
11	projectile rivet	D2	D4.49*9.6	full	911 112 132	1.2G
12	projectile rivet	D2	D4.49*9.6	hollow	911 312 864	0.8G

SULZER SPARE PARTS



Item	Designation	Merk	Clamping surface	Clamping force	Color	Dime	Art.No.	Unit weight
13	projectile gripper	D1	A. smooth	10N/1000GR	without	2.2*3	911 312 169	9G
				19N/1900GR	orange	2.2*3	911 312 167	9G
				22N/2200GR	white	2.2*3	911 312 168	9G
				25N/2500GR	light blue	2.2*3	911 112 124	9G
			B. with grooved	22N/2200GR	white	2.2*3	911 312 148	9G
				25N/2500GR	light blue	2.2*3	911 312 138	9G
			C. grooved	25N/2500GR	light blue	2.2*3	911 312 149	9G
			D. undulated	25N/2500GR	light blue	2.2*3	911 112 126	9G
			E. diamond knurled	25N/2500GR	light blue	2.2*3	911 312 213	9G
			14	projectile gripper	D12	A. smooth	10N/1000GR	without
22N/2200GR	white	2.2*4					911 312 249	9G
B. with grooved	22N/2200GR	white				2.2*4	911 312 251	9G
	25N/2500GR	light blue				2.2*4	911 312 252	9G
C. grooved	25N/2500GR	light blue				2.2*4	911 312 173	9G
	30N/3000GR	brown				2.2*4	911 312 052	9G
D. undulated	25N/2500GR	light blue				2.2*4	911 312 204	9G
E. diamond knurled	22N/2200GR	white				2.2*4	911 312 182	9G
	25N/2500GR	light blue				2.2*4	911 312 212 911 312 215	9G

SULZER SPARE PARTS




Item	Designation	Merk	Clamping surface	Clamping force	Color	Dime	Art.No.	Unit weight
15	projectile gripper	D12	A. smooth	19N/1900GR	orange	3.8*5	911 312 369	9G
				22N/2200GR	white	3.8*5	911 312 219	9G
				25N/2500GR	light blue	3.8*5	911 312 267	9G
			B. with grooved	22N/2200GR	white	3.8*5	911 312 315	9G
				25N/2500GR	light blue	3.8*5	911 312 308	9G
			C. grooved	25N/2500GR	light blue	3.8*5	911 312 306	9G
			D. undulated	25N/2500GR	light blue	3.8*5	911 312 284	9G
				30N/3000GR	brown	3.8*5	911 312 285	9G
			E. diamond knurled	22N/2200GR	white	3.8*5	911 312 234	9G
				25N/2500GR	light blue	3.8*5	911 312 233	9G
30N/3000GR	brown	3.8*5		941 288 000	9G			
16	projectile gripper	D2	A. smooth	22N/2200GR	white	4*5	911 312 155	10G
			C. grooved	22N/2200GR	white	4*5	911 312 124	10G
				25N/2500GR	light blue	4*5	911 312 108	10G
				30N/3000GR	brown	4*5	911 312 121	10G
			D. undulated	22N/2200GR	white	4*5	911 112 135	10G
				25N/2500GR	light blue	4*5	911 112 136	10G
				30N/3000GR	brown	4*5	911 112 133	10G
			E. diamond knurled	22N/2200GR	white	4*5	911 312 184	10G
				25N/2500GR	light blue	4*5	911 312 211	10G
30N/3000GR	brown	4*5		911 112 137	10G			

SULZER SPARE PARTS




Item	Designation	Merk	Clamping surface	Dime	Art.No.	Unit weight
17	projectile feeder ES	PU-D1	A.smooth	L=50	911 819 602	51G
			B.with groove	L=50	911 819 324	51G
			C.grooved	L=50	911 819 068	51G
			D.undulated	L=50	911 819 064	51G
			E.diamond knurled	L=50	911 819 156	51G
18	projectile feeder ES	PU-D2	A.smooth	L=50	911 819 071	55G
			C.grooved	L=50	911 819 074	55G
			E.diamond knurled	L=50	911 819 078	55G
19	projectile feeder ES	P7100 -D1	A.smooth	L=35	911 819 157	57G
			B.with groove	L=35	912 819 322	57G
			C.grooved	L=35	911 819 069	57G
			D.undulated	L=35	911 819 159	57G
			E.diamond knurled	L=35	911 819 241	57G
20	projectile feeder ES	P7100 -D2	A.smooth	L=35	911 819 347 911 319 658	61.5G
			B.with groove	L=35	911 819 355	61.5G
			C.grooved	L=35		61.5G
			D.undulated	L=35		61.5G
			E.diamond knurled	L=35	911 819 348	61.5G
21	projectile feeder gripper	D1	A.smooth	2.1*3	911 319 108	11.5G
			B.with groove	2.1*3	911 319 587	11.5G
			C.grooved	2.1*3	911 319 252	11.5G
			D.undulated	2.1*3	911 319 166	11.5G
			E.diamond knurled	2.1*3	911 319 365	11.5G
22	projectile feeder gripper	D2	A.smooth	3.85*3	911 319 124	15G
			C.grooved	3.85*3	911 319 253	15G

SULZER SPARE PARTS



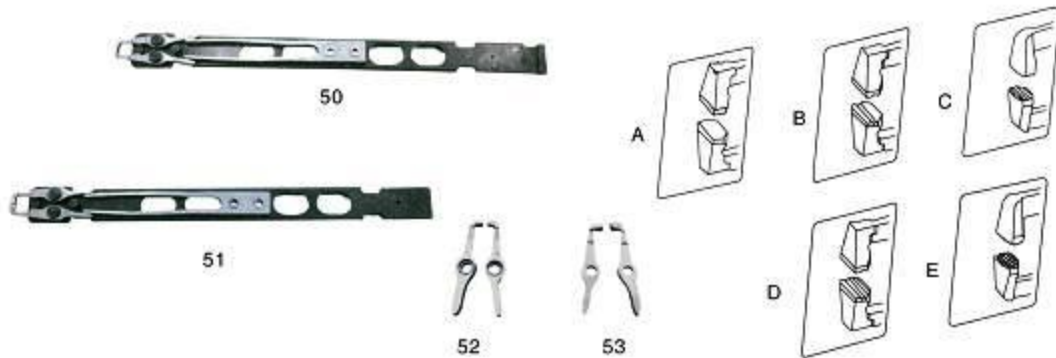
Item	Designation	Merk	Dime	Art.No.	Unit weight
23	projectile feeder plate	PU-D1	L=50	911 119 245	35G
24	projectile feeder plate	PU-D2	L=50	911 119 307	39G
25	projectile feeder plate	P7100-D1	L=35	911 319 329	40G
26	projectile feeder plate	P7100-D2	L=35	911 319 776	41G
27	rh-opener ES	PU-D1		911 119 227	33G
28	rh-opener ES	P7100-D2	front	911 319 803 911 119 306	32.5G
29	rh-opener ES	P7100-D2	rear	911 319 804 911 319 011 911 329 224	29.5G
30	projectile feeder link ES	PU-D1	D=9	911 319 431	22G
31	projectile feeder link ES	P7100-D1	D=10	911 319 301	22G
32	slide piece RH/ES	P7100-D1	L=50	911 119 134	53G
33	projectile feeder-sliding piece	P7100	L=35	911 319 282 911 319 725	53G
34	projectile feeder guide piece	PU P7100		911 119 173	4G

SULZER SPARE PARTS



Item	Designation	Mark	Dim	Art No	Unit weight
33	screw	FX 04 012		90 118 108	10
34	washer		18*5.2	90 108 156	10
35	screw		18*8.2		
36	washer		18*9.1	90 108 006	10
37	screw	(1)	3.5*6.2	90 108 008 90 118 118	40
38	washer	(2)	3.5*7	90 118 008	10
39	screw		M7*3*17	90 108 228	5.00
43	skinner	P708 (1+2)	L=26.2	90 018 122 90 018 125	1000
44	skinner	P708 (1+2)	L=26.2	90 018 108	1000
45	skinner	P708 (1+3)	L=26.2	90 018 102	1000
46	skinner	P611 D6	L=26.1	90 018 106	2000
47	skinner	P1 D6	L=26.7 1" gap	90 108 106	2000
48	skinner	P0 D6	L=24.5	90 018 100	2000
49	nut		D911*4.5	91109 281 90 018 276	30
50	nut		D911*4.5	90 108 000	10

SULZER SPARE PARTS



Item	Designation	Merk	Clamping surface	Dime	Description	Art.No.	Unit weight
50	projectile feeder ms	D1	A. smooth	1.5*3	two color	911 819 169	100G
			B. with groove	1.5*3	two color	911 819 167	100G
			E. diamond knurled	1.5*3	two color	911 819 168	100G
			A. smooth	1.5*3	four color	911 819 244 911 819 237	100G
			B. with groove	1.5*3	four color	911 819 245	100G
			C. grooved	1.5*3	four color	911 819 215	100G
			D. with double V	1.5*3	four color	911 819 213	100G
			E. diamond knurled	1.5*3	four color	911 819 246	100G
51	projectile feeder ms	D2	A. smooth	3*3.7	two color	911 819 037	100G
			B. with groove	3*3.7	two color	911 819 142	100G
			C. grooved	3*3.7	two color	911 819 143	100G
			E. Diamond knurled	3*3.7	two color	911 819 145 911 819 336	100G
			A. smooth	3*3.7	four color	911 819 221	100G
			B. with groove	3*3.7	four color	911 819 223	100G
			E. diamond knurled	3*3.7	four color	911 819 226	100G
			52	upper&lower gipper	D1	A. smooth	1.5*3
lower	911 319 791	2G					
B. with groove	1.5*3	upper				911 319 787	2G
		lower				911 319 788	2G
C. grooved	1.5*3	upper				911 319 785	2G
		lower				911 319 786	2G
D. with double V	1.5*3	upper				911 319 111	2G
		lower				911 319 112	2G
E. diamond knurled	1.5*3	upper				911 319 792	2G
		lower				911 319 793	2G
53	upper&lower gipper	D2	A. smooth	3*3.7	upper	911 319 753	2.5G
					lower	911 319 752	2.5G
			B. with groove	3*3.7	upper	911 319 794	2.5G
					lower	911 319 795	2.5G
			C. grooved	3*3.7	upper	911 319 777	2.5G
					lower	911 319 778	2.5G
			E. Diamond knurled	3*3.7	upper	911 319 474	2.5G
					lower	911 319 475	2.5G

SULZER SPARE PARTS




Item	Designation	Merk	Description	Art.No.	Unit weight
54	Rh-bar	MS D1	PU P7100 2 color		61G
55	rh-bar	MS D1	PU P7100 4 color	911 819 378 911 819 107	61G
56	gripper spring		PU, L=9	911 119 235	9G
57	gripper spring		PU P7100, L=11	911 319 285	9G
58	rh-sliding piece	MS D1,D2	PU TW11	912 119 215	109G
59	rh-sliding piece	MS D1,D2	P7100	911 719 004	109G
60	projectile feeder driver	MS D1,D2	P7100 P7150D	911 319 818	44G
61	projectile feeder link	MS D1,D2	PU P7100, D=9	911 319 177 911 319 429	34G
62	rh opener ms	MS D1	PU P7100	911 119 254 911 319 847	34G
63	rh opener ms	MS D2	rear	911 319 841	60G
64	rh opener ms	MS D2	front	911 319 839	67G
65	centering screw		M5*0.5*4.8	911 219 183	1G
66	stop rivet		2.5/4*5.9	911 319 009	1G
67	stop rivet		2.5/4.5*4.1	911 219 233	1G
68	special screw		M2.5*.035*6.8	911 319 238	1G
69	bush		2.8/4*2.56	911 319 367	1G
70	special nut		M2.5*0.35*1.95	911 319 239	1G

SULZER SPARE PARTS



Item	Designation	Merk	Description	Art.No.	Unit weight
71	weft end gripper	SU	0.4 LL-LLS	912 536 111	24G
			0.3 LL/LLS spring weak	911 859 105	24G
			0.5 LL/LLS spring hard	911 859 103	24G
72	weft end gripper	FA	0.4 LL-LLS	912 536 112	24G
			0.3 LL/LLS spring weak	911 859 106	24G
			0.5 LL/LLS spring hard	911 859 104	24G
73	weft end gripper body	SU		911 132 323	18G
74	weft end gripper body	FA		911 132 324	18G
75	weft end gripper body	SU	knurled	911 359 295	18G
76	weft end gripper body	FA	knurled	911 859 393	18G
77	weft end gripper foot	SU		911 132 289	1.5G
				911 359 601	
78	weft end gripper foot	FA		911 132 290	1.5G
				911 359 602	
79	spring rod	LL	L=50 PU TW11	911 236 152	2G
80	spring rod	LL	L=51 P7100	911 236 164	2G
81	spring		0.4 normal	911 232 229	0.5G
82	spring		0.3 weak	911 359 104	0.5G
83	spring		0.5 hard	911 159 292	0.5G
84	spring		0.4 normal		0.5G
85	spring		0.3 weak	911 232 169	0.5G
86	spring		0.5 hard	911 159 292	0.5G

SULZER SPARE PARTS



Item	Designation	Merk	Dime	Art.No.	Unit weight
87	spring cap			911 159 434	1G
88	rivet pin			911 359 912	1G
89	guide piece	PU P7100		911 132 167	2G
90	special screw		M3*5.6	911 232 168	1G
91	lever	SU		911 159 174	77G
92	lever	FA		911 159 176	77G
93	special screw		L=7.5	911 132 176	1G
94	special screw		L=10	911 132 177	1G
95	tucking needle	SU	R=0.5	911 659 004	11G
96	tucking needle	FA	R=0.5	911 659 005	12G
97	tucking needle	SU	R=1	911 132 298	11G
98	tucking needle	FA	R=1	911 132 299	12G
99	tucking needle	SU	R=0.5	911 132 335	13.5G
100	tucking needle	FA	R=0.5	911 132 336	13.5G
101	tucking needle	SU	R=1	911 659 056	13.5G
102	tucking needle	FA	R=1	911 659 057	13.5G
103	screw		L=10MM M5*0.5MM	911 232 132	1G

SULZER SPARE PARTS



Item	Designation	Merk	Dime	Description	Art.No.	Unit weight
104	Picking shoe	D1	7.5	P7100 normal	911 322 539 911 322 903	32G
105	picking shoe	D1	7.5	P7100 with nose	911 322 793 911 322 462	32G
106	picking shoe	D1	7.5	P7100 with rabbet	911 322 983	32G
107	picking shoe	D1	7.5	P7100 7150 with nose and rabbet (for 7150-looms)	740 854 000 742 768 000 911 422 007	32G
108	picking shoe	D2	7.5	P7100 normal	911 322 541	32G
109	picking shoe	D2	7.5	P7100 with nose	911 322 904	33G
110	picking shoe	D1	7.5	PU with nose	911 322 278	32G
111	picking shoe	D2	7.5	PU with nose	911 322 279	32G
112	picking shoe	D1	7.5	PU without nose	911 622 051	32G
113	picking shoe	D2	7.5	PU without nose	911 622 049	32G
114	picking shoe	D1	7.5	TW11	911 122 190	39G
115	picking link	D1	7.5	P7100	911 322 397 911 322 896	12G
116	picking link	D2	7.5	P7100	911 322 525	12G
117	picking link	D1	7.5	PU	911 322 147	13G
118	picking link	D2	7.5	PU	911 322 152	13G
119	picking link	D1	7.5	TW11	911 122 214	14G
120	picking lever	D1/D2	D=35	PU TW11	911 122 230	490G
121	picking lever	D1/D2	D=37	P7100	911 822 065	480G
122	picking lever	D1/D2	D=37	P7100(replace titan lever)	911 822 170	630G
123	picking lever		D=38	P7150	911 822 108	520G
124	bush		D13.0/11*4		911 822 108	480G
125	bush		D13.2/11*4		911 722 008	1G
126	bush		D13.4/11*4		911 722 007	1G
127	screw		M10*53-12.9		921 336 300	34G
128	special washer		10.2/16.5*3.5		911 322 389	3G

SULZER SPARE PARTS



Item	Designation	Merk	Dime	Description	Art.No.	Unit weight
129	Projectile returner	D1		TW11	911 526 008	150G
130	projectile returner	D1	L=161.5	PU	911 826 008	108G
131	projectile returner	D1	L=163.5	PU	911 826 021	108G
132	projectile returner	D1	L=164	PU	911 326 128	108G
133	projectile returner	D1	L=166	PU	911 826 004	108G
134	projectile returner	D2		PU	911 826 006	108G
135	projectile returner	D1/D12		P7100	911 326 118 911 326 141	130G
136	projectile returner	D2		P7100	911 326 142	130G
137	projectile returner-link	D1/D2		TW11	911 126 103	41G
138	projectile returner-link	D1		PU	911 326 057	45G
139	slide block	D1/D2	20/20*7.5	P7100	911 326 125	30G
140	slide block	D1/D2	20/20*10.5	P7100	911 326 127	40G
141	receiving box outer part	D1		PU P7100	911 325 078 911 125 129	304G
142	receiving box outer part	D2		PU P7100	911 325 079 911 125 406	214G
143	hinge pin	D1		P7100	911 125 141	15G
144	precision cylindrical pin	D1	4*40		921 792 400	5G
145	precision cylindrical pin	D2	2.5*36		921 875 561	5G
146	side plate	D1	L=107.3		911 327 671 911 327 672	41G 47G
147	side plate	D2	L=107.3		911 327 653 911 327 654	47G 45G
148	fas-opener	D1		PU TW11	911 129 165	21G
149	fas-opener	D1		P7100	911 629 006	20G
150	fas-opener	D1		P7100	911 629 008	20G
151	fas-opener	D2		P7100	911 329 112	29G
152	screw		M5*0.5*21		911 329 032	29G
153	screw		M5*0.5*9.5		911 229 131	29G
154	brake band		0.07MM		911 114 926	2G
155	brake band		0.1MM		911 114 929	2G

SULZER SPARE PARTS



Item	Designation	Merk	Description	Art.No.	Unit weight
156	scissors	D1	Light	911 820 015	14G
157	scissors	D1	heavy	911 820 029	14G
158	scissors	D2		911 820 004 912 520 082	21.5G
159	roller	D1	D7/10*5	911 120 224	3G
160	roller	D2	D7/10*4.2	911 320 068	2G
161	camplate	D1		911 136 170	32G
162	camplate	D2		911 359 366 911 359 666	32G
163	camplate	D1	PU TW11 P7100	912 520 003 911 820 021	106G
164	camplate	D2		912 520 041	106G
165	bush	D1/D2	nylon	912 120 221 911 220 221	3G
166	centering blade	D1	PU P7100	911 320 066	47G
167	centering blade	D2	PU P7100	911 320 069	48G
168	centering blade	D1	TW 11	911 120 243 911 120 212	47G
169	projectile lifter	D1		911 117 146	194G
170	projectile lifter	D2		911 317 053	194G
171	connecting bar		PU TW11	911 118 117	76G
172	rod		P7100	911 317 208 911 618 002	76G
173	projectile lifter upper part	ES D1	4.8	911 317 055	43G
174	projectile lifter upper part	MS	5.8	911 317 057	53G
175	projectile lifter upper part	D2	4.8	911 317 046 911 317 056	52G
176	projectile opener	D1		911 318 002	70G
177	projectile opener	D2		911 318 003	68G
178	projectile feeler	D1		911 128 134	49G
179	projectile feeler	D2		911 128 136	48G

SULZER SPARE PARTS



Item	Designation	Merk	Description	Art.No.	Unit weight
180	projectile guide block ES	D1	PUTW11	911 116 162	159G
181	projectile guide insert ES	D2	PU	911 116 302 911 316 299	159G
182	projectile guide insert ES	D1	P7100	911 316 454	51G
183	projectile guide insert ES	D1	P7100	911 316 881	46G
184	front guide insert MS	D1	PU	911 116 164 911 116 165 911 316 528	156G
		D2	PU		156G
185	front guide insert MS	D1	P7100	911 316 462 911 316 703	101G
186	front guide insert MS	D1	P7100	911 316 884 911 416 257	110G
187	upper guide rail MS	D1	P7100	912 311 119	110G
188	upper guide rail	D1	PU	911 316 172	555G
189	upper guide rail MS	D1	PU	911 316 572	560G
190	upper guide rail MS	D2	PU	911 316 468	600G
191	upper guide rail		P7100	911 416 062	560G
192	upper guide rail MS	D1	P7100	911 316 915	600G
				911 316 117	
				911 416 255	
				911 416 256 911 416 188	
193	sl-guide rail ES	PU D1		911 316 153 911 316 268	235G
194	sl-guide rail ES	TW11		911 116 194	235G
195	sl-guide rail	D1/D12/D2	P7100 L=164	911 416 089	240G
196	picking guide rail MS	D1	P7100	911 316 554	205G

SULZER SPARE PARTS



Item	Designation	Description	Art.No.	Unit weight
197	projectile gripper	K3 2.2*3.9 2500G with groove	716 684 000	17G
198	projectile gripper	K3 2.2*3.9 2200G with groove	716 798 000	17G
199	projectile gripper	K3 2.2*3.9 2200G knurled	716 718 000	17G
200	projectile gripper	K3 2.2*3.9 2500G knurled	716 713 000	17G
201	projectile gripper	K3 2.2*3.9 2500G smooth&knurled	714 381 000	17G
202	projectile gripper	K3 2.2*3.9 1900G smooth	716 340 000	17G
203	projectile gripper	K3 2.2*3.9 2200G smooth	713 693 000	17G
204	projectile gripper	K3 2.2*3.9 2500G smooth	716 339 000	17G
205	projectile gripper	K3 2.2*3.9 2200G smooth&lynon	717 469 000	17G
206	projectile gripper	K3 2.2*3.9 2500G smooth&lynon	717 534 000	17G
207	front brake saddle	P7200	917 750 323	113G
208	rear brake saddle	P7200	917 750 324	137G
209	holder of projectile brake	P7200	917 750 657	258G
210	part of returner	P7200	716 970 000	3G
211	projectile feeder gripper bar	P7200 L=2300	917 750 352	24G
			917 750 295	
212	projectile feeder gripper	P7200 1200G smooth	715 895 000	10G
213	projectile feeder gripper	P7200 1200G knurled	715 900 000	10G
214	projectile feeder gripper	P7200 1500G smooth	715 896 000	10G
215	projectile feeder gripper	P7200 1200G smooth+knurled	715 902 000	10G
216	projectile feeder gripper	P7200 1500G smooth+knurled	714 234 000	10G
			714 428 000	
			714 928 000	
217	scissors	P7200 D1	956 802 034	14G
218	brake plate	P7200 L=164	714 208 000	160G
219	brake plate	P7200 L=165	714 213 000	160G
220	projectile body	K3 P7200 plastic material	717 994 000	11G
221	projectile rivet	D7*7.95	716 344 000	1G

SULZER SPARE PARTS



Item	Designation	Description	Art.No.	Unit weight
222	picking lever	P7200	917 750 102	540G
223	picking lever bush	P7200	710 736 000	2.5G
224	centering blade	P7200	917 750 123	20G
225	opener	P7200	717 793 000	53G
226	projectile returner	P7200	917 750 672	40G
227	sliding piece	P7200	917 750 499	61G
228	expeller fork	metal material PU	911 330 034	49G
229	expeller fork	metal material	911 330 011	49G
230	expeller fork	nylon	911 330 069 911 130 069	19.5G
231	selector	2 color 911 840072,911 840055, 911 840 146	911 840 149 911 840 064 911 840 044	183G
232	selector	4 color	911 841 234 911 841 071	258G
233	selector	4 color	911 841 016	320G
234	oil level glass with O-ring	G3/4"	921 866 010	27.5G
235	conveyor link	D1	911 131 160 911 331 712	27.5G
236	chain pin		911 331 477 911 231 173	1G
237	tucking needle	Trudakoma LH	650795C	8.5G
238	tucking needle	Trudakoma RH	650796C	8.5G
239	tucking needle	L5100		23G
240	tucking needle	L5200		16G
241	tucking needle	GTM RH	50550	15G
242	tucking needle	GTM LH	50549	15G

SULZER SPARE PARTS



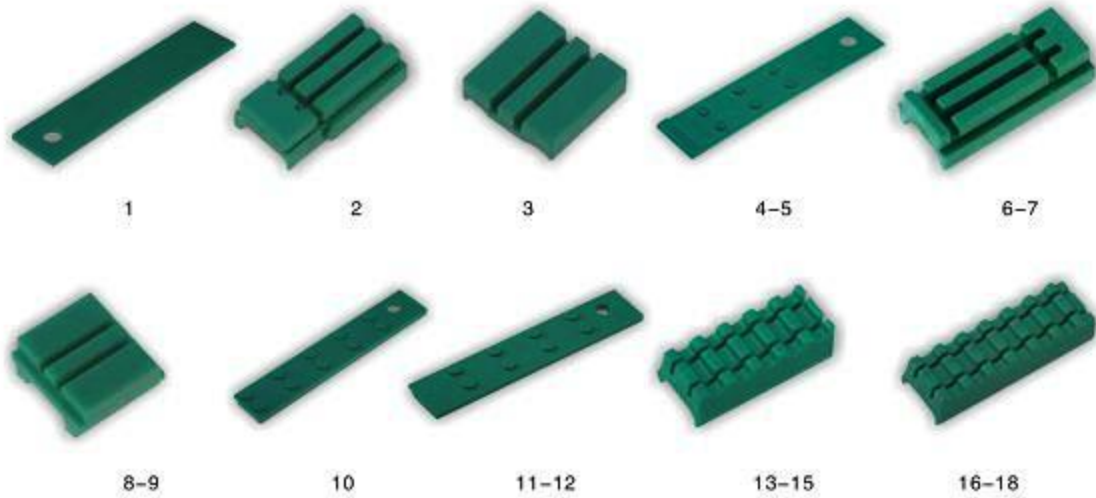
Item	Designation	Description	Art.No.	Unit weight
1	projectile feeder	PS	930 819 025	74G
2	projectile feeder plate	PS		55G
3	projectile feeder gripper	PS	930 119 418 930 119 419	7G
4	screw sets	PS screw PS bush	930 119 852 930 119 851	4G
5	projectile feeder spring	PS	930 119 408	11G
6	pricking link	PS	930 122 478	18G
7	picking shoe	PS	930 122 709	33G
8	picking link	PS	930 122 753	18G
9	picking shoe	PS	930 122 766	36G
10	projectile returner	PS	930 229 036	118G
11	picking lever	PS D40	930 822 026	660G
12	feeder opener	PS	930 129 474	3.5G
13	projectile lifter	PS	930 817 022	328G
14	upper guide rail	PS	930 215 109	545G
15	weft-feeder guide rail	PS	930 115 704	450G
16	weft-feeder guide rail	PS	930 215 685	1200G
17	Projectile opener	PS	930 817 018	148G
18	Feeder opener	PS	930 119 585	92G
19	proj.guide insert	PS	930 215 678	50G
20	thread block	PS	930 827 011	199G
21	exchange group	PS	822 700 401	80G
22	receiving box outer part	PS	930 124 648	208G
23	rh-lever	PS	930 819 016	200G
24	gripper	PS	930 129 946	19G
25	centering blade	PS	930 819 027	53G

SULZER SPARE PARTS



No.	Designation	Art.No.
1	Model D1 four gear combination pilot shuttle gear	911-320-623
2	Model D1 six gear combination pilot shuttle gear	911-323-622
3	Model D2 four gear combination pilot shuttle gear	911-323-388
4	Model D2 six gear combination pilot shuttle gear	911-323-261
5	Four gear combination pilot shuttle gear holder	911-123-308
6	Six gear combination pilot shuttle gear holder	911-123-307
7	Model SU pilot shuttle gear	911-416-081
8	PUD1 pilot shuttle gear	911-123-337
9	PUD2 pilot shuttle gear	911-123-165

SULZER SPARE PARTS



No.	Designation	Art.No.
1	LOWER BRAKE LINING TW11	911 127 172
2	UPPER FRONT BRAKE LINING TW11	911 127 175
3	UPPER REAR BRAKE LINING TW11	911 127 170
4	LOWER BRAKE LINING PU,D1	911 327 003
5	LOWER BRAKE LINING PU,D2	911 327 004
6	UPPER FRONT BRAKE LINING PU,D1	911 327 353
7	UPPER FRONT BRAKE LINING PU,D2	911 327 648
8	UPPER REAR BRAKE LINING PU,D1	911 327 271
9	UPPER REAR BRAKE LINING PU,D2	911 327 062
10	LOWER BRAKE LINING P7100,10 GRANULE	911 327 675
11	LOWER BRAKE LINING P7100,8 GRANULE	740 396 000
12	LOWER BRAKE LINING P7100 D2,8 GRANULE	911 327 675
13	UPPER FRONT BRAKE LINING P7100,10 GRANULE	911 327 676
14	UPPER FRONT BRAKE LINING P7100,8 GRANULE	740 398 000
15	UPPER FRONT BRAKE LINING P7100 D2,8 GRANULE	911 327 693
16	UPPER REAR BRAKE LINING P7100,10 GRANULE	911 327 677
17	UPPER REAR BRAKE LINING P7100,8 GRANULE	740 397 000
18	UPPER REAR BRAKE LINING P7100 D2,8 GRANULE	911 327 694

SULZER SPARE PARTS



MWS WEFT MIXER FOR COLOUR CHANGE
Used in SULZER PROJECTILE LOOMS P7100


SFW WEFT SENSING HEAD
Used in SULZER PROJECTILE LOOMS P7100
PART NO: 911 321 062 911 321 057
911 321 056 911 321 007



MAG HOLDING MAGNET
Used in SULZER PROJECTILE LOOMS P7100 and PU



SFW WEFT SENSING HEAD(D1)
Used in SULZER PROJECTILE LOOMS P7100
PART NO: 911 321 062
911 321 039
911 321 066



SFB WEFT MIER FOR WEFT BRAKE
Used in SULZER PROJECTILE LOOMS P7100 and PU



WIS ANGLE SENSOR
Used in SULZER PROJECTILE LOOMS PU
PART NO: 911 802 333
911 328 022
911 180 664
845 031 000
845 093 000



SMP SYSTEM SJITTLE SENSOR
Used in SULZER PROJECTILE LOOMS P7100
PART NO: 911 822 307 845 029 000
911 802 664 845 031 000
911 802 231(D2) 845 030 000(D1)



SU SENSOR
Used in SULZER PROJECTILE LOOMS P7100 and PU
PART NO: 927 009 861
911 415 326



TSN PROJECTILE SENSOR(D1), (D2)
Used in SULZER PROJECTILE LOOMS PU
PART NO: 911 328 097



FT FLIGHT TRIGGER (D1)
Used in SULZER PROJECTILE LOOMS P7100 and PU
PART NO: 911 321 058
911 321 011
911 329 062



FA SENSOR
Used in SULZER PROJECTILE LOOMS
PART NO: 911 180 593
927 009 861



Gripper shuttle sensor(TSN)
Applicable for C4B55 cotton combermade in Switzerland
PART NO: 911 328 097
911 325 019
911 328 098



FT FLIGHT TRIGGER(D2)
Used in SULZER PROJECTILE LOOMS P7100 and PU
PART NO: 911 321 058

TMA Enterprises

S.Gaur

Account Head TMA Enterprises

B- 99, Madhuban Enclave, Near Chhapraula
Chowki, Dadri, Gautam Buddha Nagar, Uttar
Pradesh, INDIA 203207

Contact number +91 8920469223